

SDG


STRONGER
TOGETHER

CONSTRUCTION ACCESSORIES

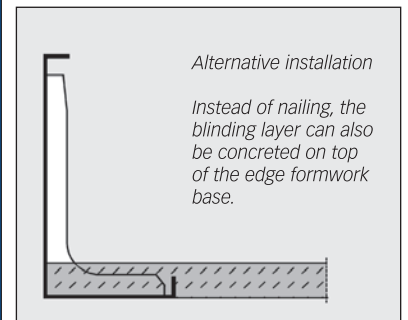
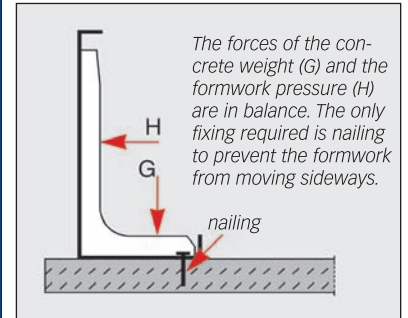
recostal SPEED EDGE DATASHEET

ESSENTIAL COMPONENTS FOR EVERY STAGE OF CONSTRUCTION

recostal® Speed Edge Formwork



Statics



recostal-Speed Edge Formwork is made from galvanized sheet metal and is used for shuttering base and floor slabs. Corners are easily installed by simply cutting the base of the 2.25 m long units.

- self-supporting ✓
- no additional support ✓
- fast installation ✓
- no stripping required ✓

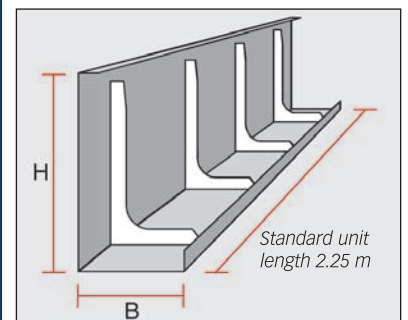


Simple lap joints with 3 – 4 cm overlap



Fixing with standard or extra long nails

Dimensions



External corner:
Cut base and bend





Speed edge formwork for base slabs

Category "self-supporting formwork"

Height in cm	Item No.	B in cm	H in cm	Units per pallet
R 14	14010014	12.0	14	378 m
R 16	14010016	12.0	16	315 m
R 18	14010018	12.0	18	315 m
R 20	14010020	12.0	20	252 m
R 22	14010022	13.0	22	234 m
R 24	14010024	14.0	24	189 m
R 25	14010025	15.5	25	157.5 m
R 26	14010026	16.0	26	148.5 m
R 28	14010028	17.0	28	135 m
R 30	14010030	18.0	30	135 m
R 35	14010035	21.0	35	90 m
R 40	14010040	24.0	40	63 m
R 45	14010045	27.0	45	63 m
R 50	14010050	30.0	50	54 m



Specifications

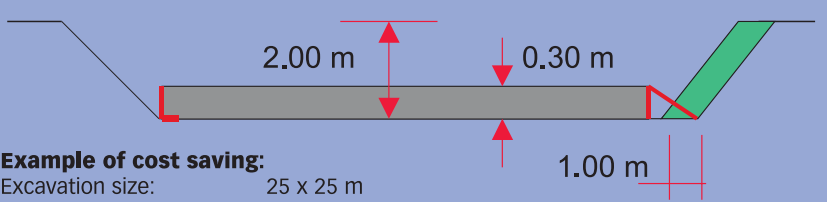
_____ m of self-supporting recostal-Speed Edge Formwork for shuttering base slabs to be supplied and installed in accordance with the manufacturer's installation guidelines.

Base slab thickness: d = _____ cm

Manufacturer:
contec Bausysteme GmbH

recostal-Speed Edge Formwork reduces costs

With recostal-Speed Edge Formwork the circumference of the excavation can be reduced by approx. 1.00 m. This means: **- less excavation - less backfill**



Example of cost saving:
Excavation size: 25 x 25 m
Excavation circumference: 100 m

Excavation:	100 x 2.00 x 1.00 = 200 sq.m. 200 sq.m. x 5.00 Euro/sq.m.= 1000.- Euro
Backfill and compaction:	200 sq.m. x 7.00 Euro/sq.m.= 1400.- Euro
Total:	2400.- Euro

The use of recostal-Speed Edge results in considerable cost-saving.

The logo for SDG, consisting of the letters 'SDG' in a bold, sans-serif font. The 'S' and 'D' are connected, and the 'G' is separate. The logo is white and set against a dark teal background.

Get in touch

HEAD OFFICE

21 Tullygoonigan Industrial Estate
Moy Road
Armagh
BT61 8DR

Tel: +44 (0) 28 3752 8999

MONAGHAN OFFICE

Cornacrieve
Emyvale
Monaghan
HY18 XY 46

Tel: + 353 (47) 87 295

sdgconstructiontechnology.com

Email: sales@sdg.ie